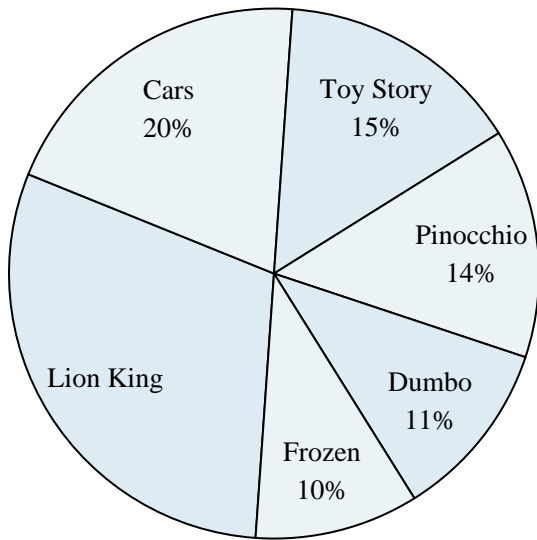





Use the graph to solve.

Favorite Disney Movie

- 1) Which two movies did about half the people say was their favorite?
- 2) Which movie was the least popular?
- 3) What percent of people said Dumbo was their favorite?
- 4) What percent of people said either Toy Story or Cars was their favorite?
- 5) Which movie was the most popular?

Time Spent on Homework

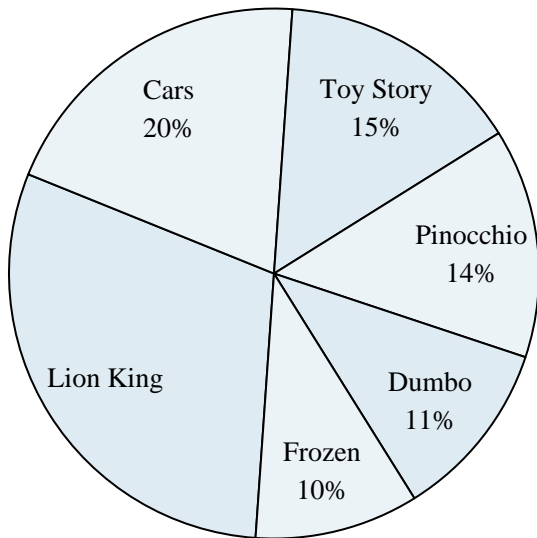
- 6) What is the combined amount of time spent on math and social studies?
- 7) The least time was spent on which subject?
- 8) Which two subjects accounted for about half the time spent?
- 9) What percent of the time was spent working on science?
- 10) The most time was spent on which subject?

Answers


1. _____
2. _____
3. _____
4. _____
5. _____
6. _____
7. _____
8. _____
9. _____
10. _____



Use the graph to solve.

Favorite Disney Movie

- 1) Which two movies did about half the people say was their favorite?
- 2) Which movie was the least popular?
- 3) What percent of people said Dumbo was their favorite?
- 4) What percent of people said either Toy Story or Cars was their favorite?
- 5) Which movie was the most popular?

Time Spent on Homework

- 6) What is the combined amount of time spent on math and social studies?
- 7) The least time was spent on which subject?
- 8) Which two subjects accounted for about half the time spent?
- 9) What percent of the time was spent working on science?
- 10) The most time was spent on which subject?

Answers

1. **Lion King & Cars**
2. **Frozen**
3. **11%**
4. **35%**
5. **Lion King**
6. **38%**
7. **spelling**
8. **reading & social studies**
9. **12%**
10. **reading**