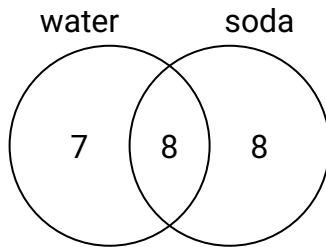




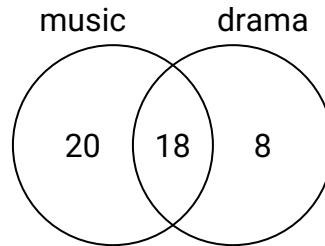
Use the diagram to solve each problem.

Answers

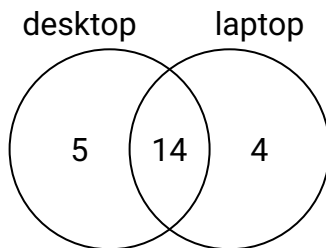
- 1) The diagram below shows the drinks people consumed at the football game. How many people drank water?



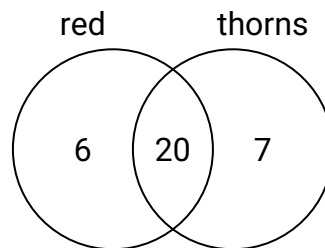
- 2) The diagram below shows the classes students are taking. How many students are taking only drama?



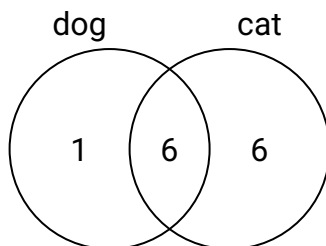
- 3) The diagram below shows the types of computers students owned. How many students did not own both a desktop and a laptop computer?



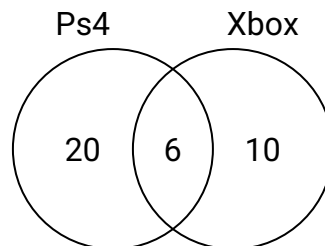
- 4) The diagram below shows the attributes of flowers in a flower shop. How many flowers were red with thorns?



- 5) The diagram below shows the pets students in a class owned. How many people had a cat?



- 6) The diagram below shows the game consoles students owned. How many people owned only a Xbox?

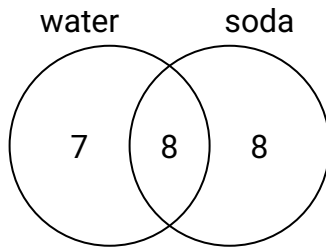


1. _____
2. _____
3. _____
4. _____
5. _____
6. _____

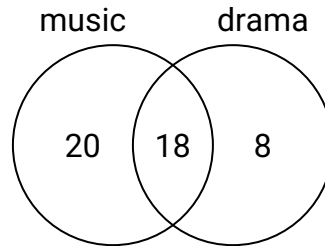


Use the diagram to solve each problem.

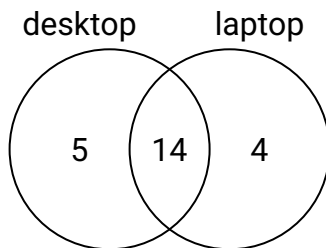
- 1) The diagram below shows the drinks people consumed at the football game. How many people drank water?



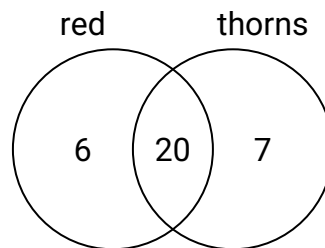
- 2) The diagram below shows the classes students are taking. How many students are taking only drama?



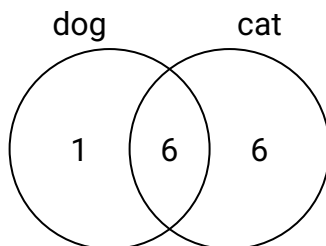
- 3) The diagram below shows the types of computers students owned. How many students did not own both a desktop and a laptop computer?



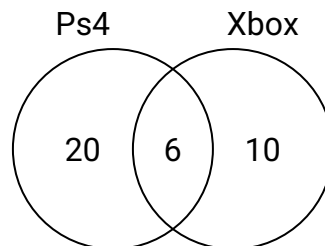
- 4) The diagram below shows the attributes of flowers in a flower shop. How many flowers were red with thorns?



- 5) The diagram below shows the pets students in a class owned. How many people had a cat?



- 6) The diagram below shows the game consoles students owned. How many people owned only a Xbox?

**Answers**

1. **15**
2. **8**
3. **9**
4. **20**
5. **12**
6. **10**